



Saudi Arabia Travel Guide

Asia Travels Guide

New city travel, Red Sea culture, desert heritage, ancient sites, and big ambition.

Desert heritage, New tourism, Architecture

Quick Overview

New city travel, Red Sea culture, desert heritage, ancient sites, and big ambition.

This premium compact guide is written for travelers who want a ready-to-use route, clear destination priorities, practical hotel-area advice, and a checklist they can keep on a phone or print before departure.

This Saudi Arabia guide is built for travelers who want a modern, fast-changing destination with desert heritage, city scale, Red Sea culture, and ancient landscapes. Riyadh gives museums, towers, dining, events, and new districts. Jeddah adds Al-Balad, waterfront walks, seafood, and Hijazi architecture. AlUla creates the strongest visual finish with Hegra, desert formations, guided sites, and night skies.

Saudi Arabia requires more current-rule checking than classic plug-and-play destinations. Attraction access, events, guided experiences, dress expectations, and transport can change. A good route uses domestic flights, heat-aware timing, prebooked AlUla experiences, and modest clothing that works across cities and heritage sites.

Inside This Guide

- Top 3 places and why they matter
- Suggested 8-10 day itinerary
- Where to stay by travel style
- Transport, food, budget, mistakes, checklist, and source notes




Best for	Desert heritage, New tourism, Architecture
Primary pace	First-time route with room for backup
Selling use	Commercial draft guide; replace image assets with owned/licensed files if needed

Ticket Price Reference

Prices are planning references checked in June 2026 and can change by season, age, booking channel, holiday rules, or special exhibitions. Always verify before purchase.

Ticket / pass	Reference price	Planning note
Hegra, AlUla	Often sold as timed guided experiences; prices vary by season	Book through official AlUla channels and confirm meeting point.
AlUla Old Town / viewpoints	Some areas free, some experiences ticketed	Access can change during festivals and seasonal events.
National Museum, Riyadh	Often low-cost or free depending on current policy	Check official museum channels for hours and ticketing.
Historic Jeddah / Al-Balad	Generally free to wander public streets	Specific houses, events, or guided tours may charge.

Top 3 Places

	<p>Riyadh Museums, towers, dining, heritage areas, events, and new districts.</p>
	<p>Jeddah Al-Balad, waterfront walks, food culture, and Red Sea atmosphere.</p>
	<p>AlUla Ancient tombs, desert formations, guided experiences, and night skies.</p>

Use these three places as the spine of the trip. Add side trips only after the core route feels comfortable.

Riyadh: Plan by districts and transport, not walkability. Combine museums, towers, Diriyah-style heritage areas, cafes, restaurants, malls, and events with realistic transfer time.

Jeddah: Use Al-Balad for heritage texture, the waterfront for easier evenings, and food as a core part of the stop rather than an afterthought.

AlUla: Book experiences early. Hegra and major heritage sites usually require organized access or timed experiences, and event periods can change availability and prices.

Suggested Itinerary

- Days 1-3: Riyadh for museums, towers, dining, and heritage areas.
- Days 4-5: Jeddah for Al-Balad, Red Sea waterfront, and coastal food.
- Days 6-8: AlUla for desert heritage, guided sites, landscapes, and stargazing.

Planning Rule

Keep the first version simple: one major activity block per day, one flexible food or neighborhood block, and one backup option for weather, transport delays, or fatigue.

Riyadh day rhythm: one museum or heritage anchor, one modern district or tower, one dining plan, and realistic ride-hailing time. Avoid assuming the city works like a compact European capital.

Jeddah day rhythm: explore Al-Balad early or late, use the waterfront for a softer evening, and keep food central. Humidity and heat can shape the day.

AlUla day rhythm: prebook Hegra or the main experience first, then build desert viewpoints, Old Town, stargazing, or resort time around confirmed access.

Best Use

This itinerary can be sold as a compact planning guide now and expanded later into a larger ebook with maps, hotel picks, and affiliate booking links.

Where to Stay

- Riyadh: Choose hotels around your event, museum, or dining plans because the city is spread out.
- Jeddah: Stay near the waterfront or Al-Balad depending on the trip focus.
- AlUla: Book early because seasonal events and limited premium stays can sell out.

In Riyadh, choose hotels around the purpose of the stop: events, business districts, dining, museums, or airport access. Distances can be large.

In Jeddah, waterfront stays are easy for relaxed evenings, while Al-Balad-focused travelers may prefer access to the historic district and local food.

In AlUla, book early and read logistics carefully. Premium stays can sell out, and cheaper stays may require more transport planning.

Domestic flights are usually the cleanest way to connect Riyadh, Jeddah, and AlUla. Driving can be memorable but requires more time, confidence, and route planning.

Transport Tips

- Use ride-hailing, private transfers, or domestic flights instead of assuming walkability.
- Check attraction and guided experience rules before arrival.
- Plan desert and city sightseeing around heat.

Food and Local Experience

Look for kabsa, grilled meats, dates, Arabic coffee, Red Sea seafood, modern Saudi dining, and market snacks.

Budget and Planning Tips

Saudi Arabia can be premium-priced in AIUla and event periods; plan transport and guided experiences early.

Saudi Arabia can feel premium compared with Southeast Asia, especially in AIUla, event periods, guided experiences, private transfers, and higher-end hotels.

Save by keeping city food flexible, using ride-hailing efficiently, and avoiding unnecessary private tours in places where self-guided public areas are enough.

Spend on the AIUla experiences that define the trip. This is not the place to arrive without confirmed access if Hegra or desert heritage is the reason for visiting.

Keep a buffer for heat-related comfort: taxis, hotel breaks, water, shaded timing, and later starts after evening events.

Save on	Use local meals, public transport where realistic, and fewer hotel changes.
Spend on	Central stays, headline experiences, transport buffers, and weather-flexible bookings.
Upgrade later	Add affiliate hotel links, paid maps, and downloadable day-by-day routes.

Common Mistakes

- Using outdated assumptions about tourism rules.
- Ignoring summer heat and long city distances.
- Arriving in AIUla without confirmed site access or transport.

Travel Checklist

Do not rely on outdated assumptions about Saudi tourism. Visa rules, event calendars, attractions, and leisure norms have changed quickly and should be checked close to travel.

Do not ignore heat. Outdoor sightseeing in summer can become unrealistic, so early morning, late afternoon, and indoor breaks are part of the route design.

Do not arrive in AIUla without prebooked experiences or transport. Distances and access rules can make spontaneous travel difficult.

Do not treat cultural expectations casually. Modest clothing, respectful behavior, and awareness of prayer times and local customs make the trip smoother.

	Visa and current travel rule check
	Modest clothing plan
	Heat-aware itinerary
	Prebooked AIUla experiences
	Ride-hailing or transfer setup

Tip: print this page or save the PDF offline before departure.

City, Red Sea, and Desert Planner

Saudi Arabia's strongest first route is about contrast: Riyadh for modern scale and museums, Jeddah for Red Sea culture and Al-Balad, and AlUla for desert heritage and landscapes. The trip should be built around confirmed transport and access rather than spontaneous wandering.

Route Planning Priorities

- Plan Riyadh by districts, events, and ride-hailing time rather than by simple map distance.
- Use Jeddah as the softer cultural stop with Al-Balad, waterfront evenings, seafood, and Hijazi architecture.
- Prebook AlUla's major experiences before arranging the rest of the desert stay.
- Keep outdoor sightseeing early or late, especially in hotter months.

Travel choice	Best practical approach
Riyadh movement	Use ride-hailing or private transfers and avoid overloading one day across the city.
Jeddah focus	Pair Al-Balad heritage with waterfront evenings and food.
AlUla access	Confirm Hegra or key experiences before arrival; distances and rules matter.

Culture, Heat, and Booking Notes

Saudi Arabia is changing quickly as a leisure destination, which is exciting but makes current checking essential. Visa rules, attraction access, event calendars, opening hours, and guided experiences should be checked close to travel. Heat-aware pacing and modest clothing make the trip smoother.

Planning Notes

- Use modest, breathable clothing that works for museums, old districts, restaurants, and heritage sites.
- Check prayer times, Ramadan timing, public holidays, and event calendars when planning food and sightseeing.
- Do not treat AIUla like an ordinary open city; many highlight experiences require timed access or guided structure.
- Budget for comfort transfers because walking distances, heat, and spread-out cities can surprise first-time visitors.

Premium Guide Upgrade Ideas

For a paid Saudi Arabia version, add current booking links, AIUla experience decision pages, Riyadh district maps, Jeddah food routes, dress and etiquette cards, and heat-season alternate itineraries.

Source Notes and Commercial Use

This guide is an original Asia Travels Guide draft based on public tourism references, traveler forum patterns, and the site's existing country, guide, and article data. It does not copy agency itineraries, forum posts, or third-party ebook text.

Sources Reviewed

- Tripadvisor Saudi Arabia travel forum
- Visit Saudi
- Experience AIUla visitor information checked June 2026
- Historic Jeddah and Riyadh museum visitor references checked June 2026
- Existing Asia Travels Guide Saudi Arabia guide

Image Note

Images are drawn from the current website asset set and open web photo sources used as draft guide visuals. Before paid public launch at scale, replace any placeholder images with owned, commissioned, or fully licensed commercial assets and keep image-credit records.

Published draft: Asia Travels Guide | asiatravelsguide.com