



Turkiye Travel Guide

Asia Travels Guide

A Europe-Asia crossroads of mosques, cave hotels, valleys, ruins, and coast.

History, Landscape, Coast

Quick Overview

A Europe-Asia crossroads of mosques, cave hotels, valleys, ruins, and coast.

This premium compact guide is written for travelers who want a ready-to-use route, clear destination priorities, practical hotel-area advice, and a checklist they can keep on a phone or print before departure.

This Turkiye route is built around contrast: Istanbul for imperial history, food, ferries, mosques, bazaars, and neighborhoods; Cappadocia for cave hotels, valleys, balloons, and sunrise landscapes; and Antalya for Mediterranean coast, old-town lanes, waterfalls, ruins, and a softer finish.

Turkiye rewards travelers who pace the route instead of treating the country as one giant checklist. Istanbul needs time because the city is large and layered. Cappadocia needs backup mornings because balloons depend on weather. Antalya works best when coast days and ancient sites are planned around heat.

Inside This Guide

- Top 3 places and why they matter
- Suggested 8-10 day itinerary
- Where to stay by travel style
- Transport, food, budget, mistakes, checklist, and source notes




Best for	History, Landscape, Coast
Primary pace	First-time route with room for backup
Selling use	Commercial draft guide; replace image assets with owned/licensed files if needed

Ticket Price Reference

Prices are planning references checked in June 2026 and can change by season, age, booking channel, holiday rules, or special exhibitions. Always verify before purchase.

Ticket / pass	Reference price	Planning note
Hagia Sophia visitor gallery	Often around EUR 25 foreign visitor ticket	Prayer areas and visiting rules can change; dress modestly.
Topkapi Palace	Often around TRY 1,700+ for combined palace / harem access	Prices change quickly; check official museum ticketing before launch.
Goreme Open Air Museum	Often around EUR 20 equivalent	Dark Church or special sections may cost extra.
Cappadocia balloon flight	Often EUR 150-300+ depending on season	Weather cancellation is normal; book flexible mornings.

Top 3 Places

	<p>Istanbul Mosques, bazaars, ferries, palaces, neighborhoods, and Bosphorus views.</p>
	<p>Cappadocia Cave hotels, valleys, sunrise balloon views, and road-trip scenery.</p>
	<p>Antalya Beaches, old-town lanes, waterfalls, ruins, and Mediterranean resorts.</p>

Use these three places as the spine of the trip. Add side trips only after the core route feels comfortable.

Istanbul: Group sights by side of the Golden Horn or Bosphorus. Sultanahmet is best for first-time classics, Galata and Karakoy are stronger for evenings, and Kadikoy adds a food-focused Asian-side contrast.

Cappadocia: Stay in Goreme for convenience or Uchisar for quieter views. Book at least two mornings if a balloon ride matters, because wind can cancel flights.

Antalya: Use Kaleici for old-town atmosphere, Konyaalti or Lara for beach-hotel convenience, and nearby ruins or waterfalls for early or late sightseeing rather than exposed midday heat.

Suggested Itinerary

- Days 1-4: Istanbul for classic sights, ferries, neighborhoods, and food.
- Days 5-7: Cappadocia for valleys, cave hotels, and balloon-weather backup.
- Days 8-10: Antalya for coast, old town, ruins, and a slower finish.

Planning Rule

Keep the first version simple: one major activity block per day, one flexible food or neighborhood block, and one backup option for weather, transport delays, or fatigue.

Istanbul day rhythm: one historic anchor, one food or market neighborhood, one ferry or waterfront moment, and one flexible evening. Avoid crossing the city repeatedly just to collect famous names.

Cappadocia day rhythm: protect sunrise, then choose one valley, open-air museum, underground city, or viewpoint route. Do not plan the most expensive balloon morning as the only possible morning.

Antalya day rhythm: old town or ruins early, beach or hotel rest during heat, and dinner in Kaleici or along the coast. Summer plans should be gentle in the middle of the day.

Best Use

This itinerary can be sold as a compact planning guide now and expanded later into a larger ebook with maps, hotel picks, and affiliate booking links.

Where to Stay

- Istanbul: Sultanahmet for first-time sightseeing, Karakoy/Galata for evenings, Kadikoy for food.
- Cappadocia: Goreme for convenience or Uchisar for quieter views.
- Antalya: Kaleici for old-town atmosphere or beach resorts for rest.

In Istanbul, Sultanahmet reduces first-time sightseeing friction, Galata/Karakoy gives better evenings, Besiktas is lively, and Kadikoy is excellent for food but less convenient for some classic sights.

In Cappadocia, the hotel is part of the experience. A cave hotel with a terrace can make sunrise memorable even if balloon flights are cancelled.

In Antalya, decide whether the trip is old-town culture, beach resort rest, family coast time, or ruins. The right base changes with that decision.

Use domestic flights for Istanbul-Cappadocia-Antalya if the trip is short. Overnight buses can save money, but they can also remove energy from the best travel days.

Transport Tips

- Use domestic flights for long regional jumps.
- Book Cappadocia balloon plans early but keep weather expectations flexible.
- Plan summer sightseeing early or late to avoid heavy heat.

Food and Local Experience

Make time for Turkish breakfast, kebabs, pide, meze, baklava, tea, street snacks, seafood, and market stops.

Budget and Planning Tips

Costs vary sharply by season and region; cave hotels, balloon rides, and coast resorts should be booked early.

Turkiye can be good value for food, ferries, casual meals, and neighborhood walking, but headline costs rise through Cappadocia balloons, cave hotels, guided day trips, museum tickets, and coast resorts.

Save by mixing paid anchors with free city texture: mosques, ferry rides, bazaars, waterfront walks, food streets, old-town lanes, and viewpoints.

Keep a separate budget line for Cappadocia. Balloon flights, airport transfers, tours, and cave hotels can make this section more expensive than Istanbul on a per-day basis.

For families or first-time travelers, paying for a good transfer after late flights can be more valuable than squeezing in one more paid museum.

Save on	Use local meals, public transport where realistic, and fewer hotel changes.
Spend on	Central stays, headline experiences, transport buffers, and weather-flexible bookings.
Upgrade later	Add affiliate hotel links, paid maps, and downloadable day-by-day routes.

Common Mistakes

- Underestimating Istanbul's size.
- Leaving only one night for Cappadocia.
- Planning exposed ruins at midday in summer.

Travel Checklist

Do not underestimate Istanbul's size. Map distances hide hills, water crossings, traffic, ferry schedules, and huge walking days.

Do not give Cappadocia only one night if balloons or sunrise views matter. Weather can cancel the main activity without warning.

Do not plan summer ruins at midday. Antalya and the coast can be intensely hot, so early starts and shaded breaks matter.

Do not ignore mosque etiquette. Modest clothing, quiet behavior, and prayer-time awareness make visits smoother and more respectful.

Domestic flight plan
Balloon backup morning
Comfortable shoes for old streets
Sun and heat strategy
Scarf or modest layer for mosque visits

Tip: print this page or save the PDF offline before departure.

City, Balloon, and Coast Planner

Turkiye works best when each region has a clear purpose. Istanbul is not only a museum stop; it is ferries, hills, mosques, markets, food, and neighborhood evenings. Cappadocia is not only the balloon; it is valleys, cave hotels, viewpoints, and flexible mornings. Antalya is not only a beach; it is a coast-and-history base that needs heat-aware pacing.

Route Planning Priorities

- Give Istanbul enough nights to see both classic sights and living neighborhoods.
- Book Cappadocia with at least two sunrise chances if a balloon flight is important.
- Use domestic flights for long jumps unless the trip is intentionally slow.
- Plan Antalya ruins, waterfalls, and old-town walks early or late in warm months.

Travel choice	Best practical approach
Istanbul base	Sultanahmet for first-time sights; Galata/Karakoy or Kadikoy for stronger evenings.
Cappadocia timing	Protect sunrise windows and keep balloon plans weather-flexible.
Antalya finish	Choose Kaleici for old-town atmosphere or beach resorts for rest.

Season, Etiquette, and Booking Notes

Turkiye changes strongly by season and region. Spring and autumn are easier for city walking and Cappadocia scenery, summer favors the coast but can be hot for ruins, and winter can be atmospheric but requires weather flexibility. Mosque etiquette, ticket changes, and balloon cancellations should be treated as normal planning details.

Planning Notes

- Carry a modest layer for mosque visits and avoid visiting during prayer when tourist access may be limited.
- Check museum and mosque ticket rules close to travel because Istanbul pricing and access can change.
- Book Cappadocia balloons early but avoid non-refundable emotional dependence on one exact morning.
- Use the coast as recovery after Istanbul and Cappadocia rather than adding a new long-distance excursion every day.

Premium Guide Upgrade Ideas

For a paid Turkiye version, add Istanbul neighborhood maps, a Cappadocia balloon decision page, Antalya coast base comparisons, domestic flight links, museum booking links, and restaurant shortlists for each region.

Source Notes and Commercial Use

This guide is an original Asia Travels Guide draft based on public tourism references, traveler forum patterns, and the site's existing country, guide, and article data. It does not copy agency itineraries, forum posts, or third-party ebook text.

Sources Reviewed

- Tripadvisor Turkiye travel forum
- Go Turkiye official tourism
- Istanbul museum and mosque visitor information checked June 2026
- Cappadocia balloon and museum ticket references checked June 2026
- Existing Asia Travels Guide full guide

Image Note

Images are drawn from the current website asset set and open web photo sources used as draft guide visuals. Before paid public launch at scale, replace any placeholder images with owned, commissioned, or fully licensed commercial assets and keep image-credit records.

Published draft: Asia Travels Guide | asiatravelsguide.com